



LEARNING LETTER

Class 5

Miss Etchells supported by Mrs Roberts
Summer 1 2025-2026



Welcome back Class 5! We hope you had a lovely Easter break.

CURRICULUM


This half term, we are focusing on Art! We will be using the local landscape as our inspiration for a 2D piece using charcoals and a 3D piece using clay. We will begin by exploring mark making with the charcoals, learning how to create the effect of different textures. We will then learn how to use techniques to create light, shadow and depth in our drawings before creating a landscape image using the charcoals. Following this, we will explore basic clay techniques such as pinching and score and slip. We will construct the main structure of our clay landscape before adding details and surface textures.



In Science, we will be learning about animals including humans, with a focus on life cycles. We will discuss the life cycles of plants, mammals, birds, amphibians, insects, as well as comparing similarities and differences.

Our first text in English is called 'The man who walked between the towers' which we will use to inspire some biographical writing about Philippe Petit, a French highwire artist. Our second text is called 'The selfish giant' which we will use to write setting descriptions and first person recounts, leading up to a narrative about kindness.

Our class reader this half term is 'The adventures of Rap Kid' by MC Grammar, as chosen by the children in our Annual Big Read Book Cup. This laugh out loud book tells the story of Z, who enters the Royal Rap Rumble with the help of his best friend SFX.



Please keep an eye on our class page on the school website, where you will be able to look at some of the exciting learning we get up to!

SUPPORTING LEARNING AT HOME

Topic homework – We have three great homework challenges for you to get stuck into this half term!

Reading homework – Each half term, the children will take part in our school reading Olympics with opportunity to achieve bronze, silver, gold, and platinum badges for reading at home. I would love for every child to beat their personal best! Please read at home with your child a minimum of 3 times per week. Where possible, please ask questions about the book they are reading to continuously improve their comprehension skills. Children should also be encouraged to log into Nessy reading at home if not yet completed.

Maths homework – Year 4 is a crucial year for times table fluency with the national multiplication check occurring in June. Please practice times tables with children as much as possible and please encourage children to practice on Hit the button and Doodle. Children will be rewarded with a badge in assembly each time they master a new times table! Children will also be sent home with maths fluency homework each week to consolidate knowledge.

GENERAL REMINDERS

This term, our school value is 'Creativity'. We will be looking for children who demonstrate an ability to think 'outside the box' in a range of subject areas, and add their own flair to their work!

PE will be on a Tuesday and Friday. Please ensure your child comes to school in the correct Bramley Vale PE kit. All school uniform can be purchased from the school office. A polite reminder that children are to wear black footwear.

We expect children to show responsibility for their belongings. Please ensure all items are labelled with their name.



Homework challenges


Class 5 - Miss Etchells

Summer 1 2025-2026



CRAVE CURRICULUM Art- Landscapes

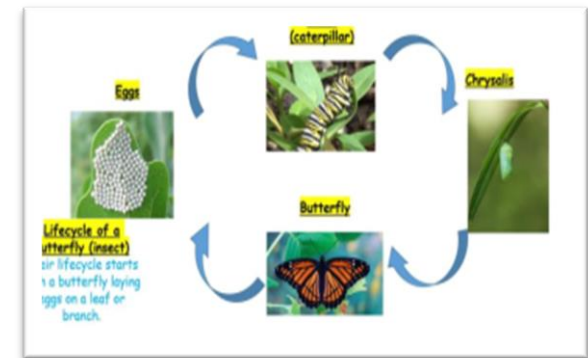
Please choose one of the following homework challenges to complete. You may do more than one activity. Dojos will be awarded.
Please bring your completed project back to school by Monday 18th May.



Use a different medium e.g. paints, felt tips, pastels etc, to create a landscape drawing of the area where you live. You could go on a walk to find the perfect view or simply look out of your bedroom window!



Create a 3D model of Bramley Vale School. You could use clay, junk modelling, lego...let your creativity flow! Think about the features you will need to include. Will you focus on the inside, outside or both?



Research the lifecycles of an insect, an amphibian, a bird and a mammal and create a poster to show the similarities and differences.